



S 20 GLASS WINDOW

The fully glazed sliding window

- Closure under covers
- Balcony glazing
- Partitions


The S 20 is an uninsulated, fully glazed sliding window system. The system is highly affordable and particularly easy to produce and place. The profiles are very small and subtly designed, which means there are hardly any profiles visible and the view can be optimally enjoyed. The system offers sufficient protection against wind and weather in order to extend the season of your cover.



S 20 GLASS WINDOW

Available versions

The flat rail version can be recessed into the floor, ensuring that there is no step from the inside to the outside. You can also opt for a finish with or without chicane, while a Panorama design is also available. The range of options includes a 3-rail, 4-rail and 5-rail frame.



Fittings

The wheels, fixed or adjustable, are placed invisibly in the lower profile. Noiseless movement is ensured by the nylon tread of the stainless steel wheels. Carriages allow the different wings to be opened and closed in a single movement. They can be closed by means of a side fastener with a lock or a lever-operated hook fastener.



Colours

The flat rail profile is only available in an anodised form. All other profiles, including the tube-shaped rail profile, are available in both anodised and varnished versions. The rails in the tubular profile are always made of anodised aluminium. The side fastener, control lever and end pieces are lacquered with the 'Inox look'.

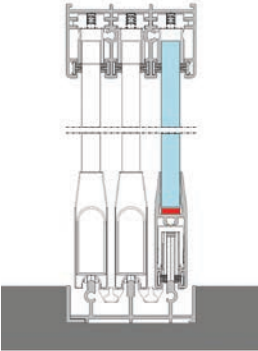


Profile with chicane

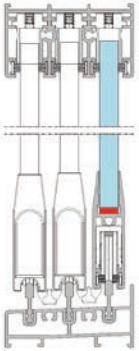
Profile without chicane



Panorama-Design

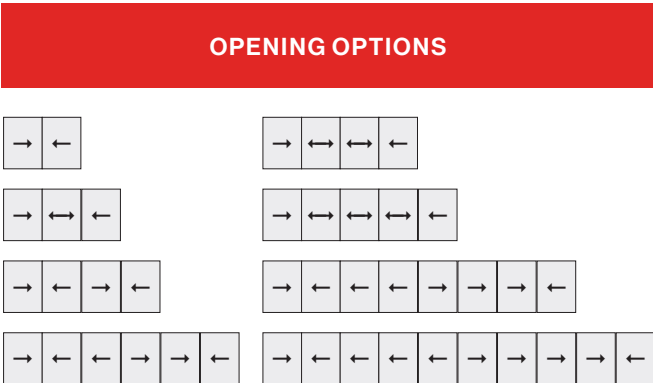


S20 flat 3-rail recessed



S20 tube-shaped 3-rail

S 20 PROPERTIES	
Not insulated	
Window installation depth	3-rail: 70 mm 4-rail: 91,5 mm 5-rail: 113 mm
Glazing	10-mm hardened glass
Safety test NBN 12211	2145 Pa
Step height	38 mm or recessed



YOUR BUILDER